

Category


Shareholding Pattern

Royal India Corporation limited		BSE- ; NSE- ; Equity	
the scrip, class of security:			
March, 2013			
<b>Partly paid-up shares:-</b>			
Held by Promoter / Promoter Group	No. of partly paid-up shares	As a % of total no. of partly paid-up shares	As a % of total no. of shares of the company
Held by public	0	0.0000	0.0000
<b>Total</b>	0	0.0000	0.0000
<b>Outstanding convertible securities:-</b>			
	No. of outstanding securities	As a % of total No. of outstanding convertible securities	As a % of total no. of shares of the company, assuming full conversion of the convertible securities
Held by Promoter / Promoter Group	0	0.0000	0.0000
Held by public	0	0.0000	0.0000
<b>Total</b>	0	0.0000	0.0000
<b>Warrants:-</b>			
	No. of warrants	As a % of total no. of warrants	As a % of total no. of shares of the company, assuming full conversion of warrants
Held by Promoter / Promoter Group	0	0.0000	0.0000
Held by public	0	0.0000	0.0000
<b>Total</b>	0	0.0000	0.0000
<b>Total paid-up capital of the company assuming full conversion of warrants and convertible securities</b>			


23080000



Category Code (I)	Category of shareholder (II)	Number of shareholders (III)	Total number of shares (IV)	Number of shares held in dematerialized form (V)	Total shareholding as a percentage of total number of shares		Shares pledged or otherwise encumbered	
					As a percentage of (A+B) (VI)	As a percentage of (A+B+C) (VII)	Number of shares (VIII)	As a percentage (IX) = (VIII)/(IV)*100
(A)	Promoter and Promoter Group							
1	Indian							
(a)	Individuals/Hindu Undivided Family	4	7174406	7174406	31.0849	31.0849	200000	2.7877
(b)	Central Government/State Government(s)	0	0	0	0.0000	0.0000	0	0.0000
(c)	Bodies Corporate	3	3434845	3432245	14.8823	14.8823	0	0.0000
(d)	Financial Institutions / Banks	0	0	0	0.0000	0.0000	0	0.0000
(e)	Any Other (specify)	0	0	0	0.0000	0.0000	0	0.0000
	Sub Total (A)(1)	7	10609251	10606651	45.9673	45.9673	200000	1.8851
2	Foreign							
(a)	Individuals (Non-Resident Individuals/Foreign Individuals)	0	0	0	0.0000	0.0000	0	0.0000
(b)	Bodies Corporate	0	0	0	0.0000	0.0000	0	0.0000
(c)	Institutions	0	0	0	0.0000	0.0000	0	0.0000
(d)	Qualified Foreign Investors	0	0	0	0.0000	0.0000	0	0.0000
(e)	Any Other (specify)	0	0	0	0.0000	0.0000	0	0.0000
	Sub Total (A)(2)	0	0	0	0.0000	0.0000	0	0.0000
	Total Shareholding of Promoter and Promoter Group (A)=(A)(1)+(A)(2)	7	10609251	10606651	45.9673	45.9673	200000	1.8851
(B)	Public shareholding							
1	Institutions							
(a)	Mutual Funds/UTI	0	0	0	0.0000	0.0000	-	-
(b)	Financial Institutions / Banks	0	0	0	0.0000	0.0000	-	-
(c)	Central Government/State Government(s)	0	0	0	0.0000	0.0000	-	-
(d)	Venture Capital Funds	0	0	0	0.0000	0.0000	-	-
(e)	Insurance Companies	0	0	0	0.0000	0.0000	-	-
(f)	Foreign Institutional Investors	0	0	0	0.0000	0.0000	-	-
(g)	Foreign Venture Capital Investors	0	0	0	0.0000	0.0000	-	-
(h)	Qualified Foreign Investors	0	0	0	0.0000	0.0000	-	-
(i)	Any Other (specify)	0	0	0	0.0000	0.0000	-	-
	Sub Total (B) (1)	0	0	0	0.0000	0.0000	-	-
2	Non-Institutions							
(a)	Bodies Corporate	84	3432340	3423840	14.8715	14.8715	-	-
(b) (i)	Individuals - shareholders holding nominal share capital up to Rs 1 Lakh	607	702849	664529	3.0453	3.0453	-	-
(ii)	Individual shareholders holding nominal share capital in excess of Rs. 1 Lakh	129	8103279	7896679	35.1095	35.1095	-	-




Category code (I)	Category of shareholder (II)	Number of shareholders (III)	Total number of shares (IV)	Number of shares held in dematerialized form (V)	Total shareholding as a percentage of total number of		Shares pledged or otherwise encumbered	
					As a percentage of (A+B) (VI)	As a percentage of (A+B+C) (VII)	Number of shares (VIII)	As a percentage (IX) = (VIII)/(IV)*100
(c)	Qualified Foreign Investors	0	0	0	0.0000	0.0000	-	-
(d)	Any Other							
i	Non Resident Indians (Repat)	1	50	50	0.0002	0.0002	-	-
ii	Non Resident Indians (Non Repat)	1	100	100	0.0004	0.0004	-	-
iii	Foreign Companies	0	0	0	0.0000	0.0000	-	-
iv	Clearing Member	17	232131	232131	1.0058	1.0058	-	-
v	Directors / Relatives	0	0	0	0.0000	0.0000	-	-
vi	Trusts	0	0	0	0.0000	0.0000	-	-
	<b>Sub Total (B)(2)</b>	<b>839</b>	<b>12470749</b>	<b>12219329</b>	<b>54.0327</b>	<b>54.0327</b>	-	-
	<b>Total Public Shareholding Public Group (B)=(B)(1)+(B)(2)</b>	<b>839</b>	<b>12470749</b>	<b>12219329</b>	<b>54.0327</b>	<b>54.0327</b>	NA	NA
	<b>Total (A)+(B)</b>	<b>846</b>	<b>23080000</b>	<b>22825988</b>	<b>100.0000</b>	<b>100.0000</b>		
(C)	<b>Shares held by custodians and against which Depository Receipts have been issued</b>							
i	Promoter and Promoter group	0	0	0	0.0000	0.0000	0	0.0000
ii	Public	0	0	0	0.0000	0.0000	0	0.0000
	<b>Sub Total ( C )</b>	<b>0</b>	<b>0</b>	<b>0</b>	<b>0</b>	<b>0</b>	<b>0</b>	<b>0</b>
	<b>GRAND TOTAL (A)+(B)+(C)</b>	<b>846</b>	<b>23080000</b>	<b>22825988</b>	<b>100.0000</b>	<b>100.0000</b>	<b>0.0000</b>	<b>0.0000</b>



(I)(b) Statement showing holding of securities (including shares, warrants, convertible securities) of persons belonging to the category "Promoter and Promoter Group"

Sr. No.	Name of the shareholder	Details of Shares held		Encumbered shares			Details of warrants		Details of convertible securities		Total shares (including underlying shares assuming full conversion of warrants and convertible securities) as a % of diluted share capital
		Number of shares held	As a % of grand total (A)+(B)+(C)	No.	As a percentage	As a % of grand total (A)+(B)+(C) of sub-clause (I)(a)	Number of warrants held	As a % total number of warrants of the same class	Number of convertible securities held	As a % total number of convertible securities of the same class	
(I)	(II)	(III)	(IV)	(V)	(VI)=(V)/(II)*100	(VII)	(VIII)	(IX)	(X)	(XI)	(XII)
1	MANOJKUMAR BABULAL JAIN	2820000	12.2184	0	0.00	0.00	0	0	0	0	12.2184
2	SHRI BADU TRADING & INVESTMENT PVT LTD	1910000	8.2756	0	0.00	0.00	0	0	0	0	8.2756
3	MANOJ B PUNAMIYA	1325067	5.7412	200000	15.09	0.00	0	0	0	0	5.7412
4	LATA MANOJ JAIN	2939339	12.7354	0	0.00	0.00	0	0	0	0	12.7354
5	HILLVIEW IMPEX PVT LTD	1522245	6.5955	0	0.00	0.00	0	0	0	0	6.5955
6	MANOJ BABULAL PUNAMIYA	90000	0.3899	0	0.00	0.00	0	0	0	0	0.3899
7	HILLVIEW IMPEX PVT LTD	2600	0.0113	0	0.00	0.00	0	0	0	0	0.0113
	<b>TOTAL</b>	<b>10609251</b>	<b>45.9673</b>	<b>200000</b>	<b>1.8851</b>	<b>0.0000</b>	<b>0</b>	<b>0</b>	<b>0</b>	<b>0</b>	<b>45.9560</b>



(I)(c)(i) Statement showing holding of securities (including shares, warrants, convertible securities) of persons belonging to the category "Public" and holding more than 1% of the total number of shares

Sr. No.	Name of the shareholder	Number of shares held	Shares as a percentage of total number of shares [i.e., Grand Total (A)+(B)+(C) indicated in Statement at para (I)(a) above]	Details of warrants		Details of convertible securities		Total shares (including underlying shares assuming full conversion of warrants and convertible securities) as a % of diluted share capital
				Number of warrants held	As a % total number of warrants of the same class	Number of convertible securities held	% w.r.t total number of convertible securities of the same class	
1	SHREEHARI VINIMAY PRIVATE LIMITED	231100	1.0013	0.00	0.00	0.00	0.00	1.0013
2	KALPESH KINARIWALA	903150	3.9131	0.00	0.00	0.00	0.00	3.9131
3	PRITHVIRAJ SAREMAL KOTHARI	511197	2.2149	0.00	0.00	0.00	0.00	2.2149
4	KALAWATI PRITHVIRAJ KOTHARI	400000	1.7331	0.00	0.00	0.00	0.00	1.7331
5	KETAN KOTHARI	400000	1.7331	0.00	0.00	0.00	0.00	1.7331
6	ALKESHKUMAR F JAIN	400000	1.7331	0.00	0.00	0.00	0.00	1.7331
7	VINODKUMAR F JAIN	400000	1.7331	0.00	0.00	0.00	0.00	1.7331
8	KISHOR KUMAR FUTARMAL JAIN	400000	1.7331	0.00	0.00	0.00	0.00	1.7331
9	SANDEEP MOHANLAL JAIN	300000	1.2998	0.00	0.00	0.00	0.00	1.2998
10	MOONVIEW VINTRADE PRIVATE LIMITED	625000	2.7080	0.00	0.00	0.00	0.00	2.7080
11	TANAYA VINCOM PRIVATE LIMITED	389000	1.6854	0.00	0.00	0.00	0.00	1.6854
	MAVERICK SHARE BROKERS LIMITED	527010						
	<b>TOTAL</b>	<b>5486457</b>	<b>21.4881</b>	<b>0.00</b>	<b>0.00</b>	<b>0.00</b>	<b>0.00</b>	<b>21.4881</b>

(I)(c)(ii) Statement showing holding of securities (including shares, warrants, convertible securities) of persons (together with PAC) belonging to the category "Public" and holding more than 5% of the total number of shares of the company

Sr. No.	Name(s) of the shareholder(s) and the Persons Acting in Concert (PAC) with them	Number of shares	Shares as a percentage of total number of shares [i.e., Grand Total (A)+(B)+(C) indicated in Statement at para (I)(a) above]	Details of warrants		Details of convertible securities		Total shares (including underlying shares assuming full conversion of warrants and convertible securities) as a % of diluted share capital
				Number of warrants	As a % total number of warrants of the same class	Number of convertible securities held	% w.r.t total number of convertible securities of the same class	
1	Nil	0	0.0000	0.00	0.00	0.00	0.00	0
	<b>TOTAL</b>	<b>0</b>	<b>0.0000</b>	<b>0.00</b>	<b>0.00</b>	<b>0.00</b>	<b>0.00</b>	<b>0</b>



<b>(II)(a) Statement showing details of Depository Receipts (DRs)</b>				
<b>Sr. No.</b>	<b>Type of outstanding DR (ADRs, GDRs, SDRs, etc.)</b>	<b>Number of outstanding DRs</b>	<b>Number of shares underlying outstanding DRs</b>	<b>Shares underlying outstanding DRs as a percentage of total number of shares (i.e., Grand Total (A)+(B)+(C) indicated in Statement at para (I)(a) above)</b>
1	NIL	NIL	NIL	NIL
<b>TOTAL</b>		<b>NIL</b>	<b>NIL</b>	<b>NIL</b>



<b>(I)(d) Statement showing details of locked-in shares</b>				
<b>Sr. No.</b>	<b>Name of the shareholder</b>	<b>Number of Locked in Shares</b>	<b>Locked-in shares as a percentage of total number of shares [i.e., Grand Total (A)+(B)+(C) indicated in Statement at para (I)(a) above]</b>	<b>Category of shareholder (Promoters / Public)</b>
1	MANOJKUMAR BABULAL JAIN	2820000	12.2184	Promoters
<b>TOTAL</b>		<b>2820000</b>	<b>12.2184</b>	



Statement showing holding of Depository Receipts (DRs), where underlying shares held by "Promoter/ Promoter Group" are in excess of 1% of the total number of shares

(II) (b)

Sr. No.	Name of the DR Holder	Type of outstanding DR (ADRs, GDRs, SDRs, etc.)	Number of shares underlying outstanding DRs	Shares underlying outstanding DRs as a percentage of total number of shares {i.e., Grand Total (A)+(B)+(C) indicated in Statement at para (I)(a) above}
1	NIL	NIL	NIL	NIL
	<b>TOTAL</b>	<b>NIL</b>	<b>NIL</b>	<b>NIL</b>

