



Royal India Corporation Ltd.

October 19, 2015

To,
The Assistant General Manager
Dept. of Corporate Services
Bombay Stock Exchange Limited,
P.J. Tower, Dalal Street, Fort,
Mumbai: 400 001

Scrip Code: 512047

Sub: Shareholding Pattern for the Quarter ended as on September 30, 2015.

Dear Sir,

This is with reference to the above subject matter; kindly find enclosed herewith Shareholding Pattern for the Quarter Ended September 30, 2015 as per Clause 35 of the Listing Agreement.

Requesting you to take the same on your record and acknowledge the receipt of the same.

Thanking You.

Yours faithfully
For **Royal India Corporation Limited**


Siddhi Patil
Company Secretary

Encl: Shareholding Pattern

(I) (a) Statement showing Shareholding Pattern

Name of the Company: Royal India Corporation Limited
 Scrip Code, Name of the scrip, class of security:
 Quarter ended: 30th September, 2015

BSE- 512047 ; Equity


	No. of partly paid-up shares	As a % of total no. of partly paid-up shares	As a % of total no. of shares of the company
Partly paid-up shares:-			
Held by Promoter / Promoter Group	0	0.0000	0.0000
Held by public	0	0.0000	0.0000
Total	0	0.0000	0.0000
Outstanding convertible securities:-			
No. of outstanding securities		As a % of total No. of outstanding convertible securities	As a % of total no. of shares of the company, assuming full conversion of the convertible securities
Held by Promoter / Promoter Group	0	0.0000	0.0000
Held by public	0	0.0000	0.0000
Total	0	0.0000	0.0000
Warrants:-			
No. of warrants		As a % of total no. of warrants	As a % of total no. of shares of the company, assuming full conversion of warrants
Held by Promoter / Promoter Group	0	0.0000	0.0000
Held by public	0	0.0000	0.0000
Total	0	0.0000	0.0000
Total paid-up capital of the company assuming full conversion of warrants and convertible securities			23080000



Category Code	Category of shareholder	Number of shareholders	Total number of shares	Number of shares held in dematerialized form	Total shareholding as a percentage of total number of shares		Shares pledged or otherwise encumbered	
					As a percentage of (A+B) (VI)	As a percentage of (A+B+C) (VII)		
(I)	(II)	(III)	(IV)	(V)	(VI)	(VII)	(VIII)	(IX) = (VIII)/(IV)*100
1	Promoter and Promoter Group							
(a)	Indian							
(b)	Individuals/Hindu Undivided Family	4	7162406	7162406	31.0330	31.0330	200000	2.7924
(c)	Central Government/State Government(s)	0	0	0	0.0000	0.0000	0	0.0000
(d)	Bodies Corporate	2	3434845	3434845	14.8823	14.8823	0	0.0000
(e)	Financial Institutions / Banks	0	0	0	0.0000	0.0000	0	0.0000
	Any Other (specify)	0	0	0	0.0000	0.0000	0	0.0000
	Sub Total (A)(1)	6	10597251	10597251	45.9153	45.9153	200000	1.8873
2	Foreign							
(a)	Individuals (Non-Resident Individuals/Foreign Individuals)	0	0	0	0.0000	0.0000	0	0.0000
(b)	Bodies Corporate	0	0	0	0.0000	0.0000	0	0.0000
(c)	Institutions	0	0	0	0.0000	0.0000	0	0.0000
(d)	Qualified Foreign Investors	0	0	0	0.0000	0.0000	0	0.0000
(e)	Any Other (specify)	0	0	0	0.0000	0.0000	0	0.0000
	Sub Total (A)(2)	0	0	0	0.0000	0.0000	0	0.0000
	Total Shareholding of Promoter and Promoter Group (A)=(A)(1)+(A)(2)	6	10597251	10597251	45.9153	45.9153	200000	1.8873
(B)	Public shareholding							
1	Institutions							
(a)	Mutual Funds/UTI	0	0	0	0.0000	0.0000	-	-
(b)	Financial Institutions / Banks	0	0	0	0.0000	0.0000	-	-
(c)	Central Government/State Government(s)	0	0	0	0.0000	0.0000	-	-
(d)	Venture Capital Funds	0	0	0	0.0000	0.0000	-	-
(e)	Insurance Companies	0	0	0	0.0000	0.0000	-	-
(f)	Foreign Institutional Investors	0	0	0	0.0000	0.0000	-	-
(g)	Foreign Venture Capital Investors	0	0	0	0.0000	0.0000	-	-
(h)	Qualified Foreign Investors	0	0	0	0.0000	0.0000	-	-
(I)	Any Other (specify)	0	0	0	0.0000	0.0000	-	-
	Sub Total (B) (1)	0	0	0	0.0000	0.0000		
2	Non-institutions							
(a)	Bodies Corporate	81	4251141	4242641	18.4192	18.4192	-	-
(b) (i)	Individuals - shareholders holding nominal share capital up to Rs 1 Lakh	861	942803	906683	4.0849	4.0849	-	-
(ii)	Individual shareholders holding nominal share capital in excess of Rs. 1 Lakh	95	6498008	6293408	28.1543	28.1543	-	-




Category code	Category of shareholder	Number of shareholders (III)	Total number of shares (IV)	Number of shares held in dematerialized form (V)	Total shareholding as a percentage of total number of shares		Shares pledged or otherwise encumbered	
					As a percentage of (A+B) (VI)	As a percentage of (A+B+C) (VII)	Number of shares (VIII)	As a percentage (IX) = (VIII)/(IV)*100
(C)	Qualified Foreign Investors	0	0	0	0.0000	0.0000	-	-
(d)	Any Other							
i	Non Resident Indians (Repat)	5	8770	8770	0.0380	0.0380	-	-
ii	Non Resident Indians (Non Repat)	1	100	100	0.0004	0.0004	-	-
iii	Foreign Companies	0	0	0	0.0000	0.0000	-	-
iv	Clearing Member	13	93132	93132	0.4035	0.4035	-	-
v	Hindu Undivided Family	55	688795	688795	2.9844	2.9844	-	-
vi	Trusts	0	0	0	0.0000	0.0000	-	-
	Sub Total (B)(2)	1111	12482749	12233529	54.0847	54.0847	-	-
	Total Public Shareholding Public Group							
	(B)=(B)(1)+(B)(2)	1111	12482749	12233529	54.0847	54.0847	NA	NA
	Total (A)+(B)	1117	23080000	22830780	100.0000	100.0000		
(C)	Shares held by custodians and against which Depository Receipts have been issued							
i	Promoter and Promoter group	0	0	0	0.0000	0.0000	0	0.0000
ii	Public	0	0	0	0.0000	0.0000	0	0.0000
	Sub Total (C)	0	0	0	0	0	0	0
	GRAND TOTAL (A)+(B)+(C)	1117	23080000	22830780	100.0000	100.0000	0.0000	0.0000



(1)(b) Statement showing holding of securities (including shares, warrants, convertible securities) of persons belonging to the category "Promoter and Promoter Group"

Sr. No.	Name of the shareholder	Details of Shares held		Encumbered shares			Details of warrants		Details of convertible securities		Total shares (including underlying shares assuming full conversion of warrants and convertible securities) as a % of diluted share capital
		Number of shares held	As a % of grand total (A)+(B)+(C)	No.	As a percentage (VI)=(V)/(I)*100	As a % of grand total (A)+(B)+(C) of sub-clause (I)(a)	Number of warrants held	As a % total number of warrants of the same class	Number of convertible securities held	As a % total number of convertible securities of the same class	
(I)	(II)	(III)	(IV)	(V)	(VI)=(V)/(I)*100	(VII)	(VIII)	(IX)	(X)	(XI)	(XII)
1	MANOJKUMAR BABULAL JAIN AAJPP8662L	4235067	18.3495	200000	4.72	0.00	0	0	0	0	18.3495
2	LATA MANOJ JAIN AAKPJ3159R	2927339	12.6834	0	0.00	0.00	0	0	0	0	12.6834
3	SHRI BAJU TRADING & INVESTMENT PVT LTD AAFCS3764D	1910000	8.2756	0	0.00	0.00	0	0	0	0	8.2756
4	HILLVIEW IMPEX PVT LTD AACCH2338F	1524845	6.6068	0	0.00	0.00	0	0	0	0	6.6068
	TOTAL	10597251	45.9153	200000	4.7225	0.0000	0	0	0	0	45.9153




(1)(c)(i) Statement showing holding of securities (including shares, warrants, convertible securities) of persons belonging to the category "Public" and holding more than 1% of the total number of shares

Sr. No.	Name of the shareholder	Number of shares held	Shares as a percentage of total number of shares {i.e., Grand Total (A)+(B)+(C) indicated in Statement at para (I)(a) above}	Details of warrants		Details of convertible securities		Total shares (including underlying shares of warrants and convertible securities) as a % of diluted share capital
				Number of warrants held	As a % total number of warrants of the same class	Number of convertible securities held	% w.r.t total number of convertible securities of the same class	
1	KALPESH KINARIWALA	881158	3.8178	0.00	0.00	0.00	0.00	3.8178
2	TRIKESH TRADELINK PVT.LTD.	800000	3.4662	0.00	0.00	0.00	0.00	3.4662
3	MOONVIEW VINTRADE PRIVATE LIMITED	670000	2.9029	0.00	0.00	0.00	0.00	2.9029
4	PRITHVIRAJ SAREMAL KOTHARI	511197	2.2149	0.00	0.00	0.00	0.00	2.2149
5	SHALIBHADRA EXPORTS PVT. LTD.	400000	1.7331	0.00	0.00	0.00	0.00	1.7331
6	KALAWATI PRITHVIRAJ KOTHARI	400000	1.7331	0.00	0.00	0.00	0.00	1.7331
7	KETAN KOTHARI	400000	1.7331	0.00	0.00	0.00	0.00	1.7331
8	TANAYA VINCOM PRIVATE LIMITED	389000	1.6854	0.00	0.00	0.00	0.00	1.6854
9	SANDEEP MOHANLAL JAIN	300000	1.2998	0.00	0.00	0.00	0.00	1.2998
10	KANAIYALAL VRAJLAL MEHTA	235003	1.0182	0.00	0.00	0.00	0.00	1.0182
11	SHREEHARI VINIMAY PRIVATE LIMITED	231100	1.0013	0.00	0.00	0.00	0.00	1.0013
	TOTAL	5217458	22.6060	0.00	0.00	0.00	0.00	22.6060

(1)(c)(ii) Statement showing holding of securities (including shares, warrants, convertible securities) of persons (together with PAC) belonging to the category "Public" and holding more than 5% of the total number of securities (including shares, warrants, convertible securities) of persons belonging to the category "Public" and holding more than 5% of the total number of shares of the company

Sr. No.	Name(s) of the shareholder(s) and the Persons Acting in Concert (PAC) with them	Number of shares	Shares as a percentage of total number of shares {i.e., Grand Total (A)+(B)+(C) indicated in Statement at para (I)(a) above}	Details of warrants		Details of convertible securities		Total shares (including underlying shares of warrants and convertible securities) as a % of diluted share capital
				Number of warrants	As a % total number of warrants of the same class	Number of convertible securities held	% w.r.t total number of convertible securities of the same class	
1	Nil	0	0.0000	0.00	0.00	0.00	0.00	0
	TOTAL	0	0.0000	0.00	0.00	0.00	0.00	0



(I)(a) Statement showing details of Depository Receipts (DRs)

(I)(d) Statement showing details of locked-in shares

Sr. No.	Name of the shareholder	Number of Locked in Shares	Locked-in shares as a percentage of total number of shares {i.e., Grand Total (A) + (B) + (C) indicated in Statement at para (I)(a) above}	Category of shareholder (Promoters / Public)
	Nil	Nil	Nil	Nil
	TOTAL	0	0.0000	



(II)(a) Statement showing details of Depository Receipts (DRs)

Sr. No.	Type of outstanding DR (ADRs, GDRs, SDRs, etc.)	Number of outstanding DRs	Number of shares underlying outstanding DRs	Shares underlying outstanding DRs as a percentage of total number of shares {i.e., Grand Total (A) + (B) + (C) indicated in Statement at para (I)(c) above}
1	NIL	NIL	NIL	NIL
TOTAL				
2	NIL	NIL	NIL	NIL
TOTAL				



Statement showing holding of Depository Receipts (DRs), where underlying shares held by "Promoter/ Promoter Group" are in excess of 1% of the total number of shares

(II) (b)

Sr. No.	Name of the DR Holder	Type of outstanding DR (ADRs, GDRs, SDRs, etc.)	Number of shares underlying DRs outstanding	Shares underlying outstanding DRs as a percentage of total number of shares {i.e., Grand Total (A)+(B)+(C) indicated in Statement at para (I)(a) above}
1	NIL	NIL	NIL	NIL
TOTAL				
		NIL	NIL	NIL

Royal India Corporation Ltd.

